



KEEPING YOUR TOOLS  
SHIP SHAPE

# Hand tools

- Check over all your hand tools
- Clean and lubricate as needed
- Check moving parts and pieces
- Preorder parts before it is a necessity...like snap gun rubbers!
- Craftsman tools are guaranteed for life, including Kobalt and Husky
- Harbor Freight tools are also guaranteed and need a receipt to return







# Scissors, Saws and Blades

- Sharpen scissors as needed—at least once or twice a year!
- Saws—like the foam saw, blades can be replaced. Blades need to also be lubricated when cutting foams with higher density
- Jig saw blades need to be replaced as needed
- Cutting wheels on pipe cutters also need to be replaced as needed.
- You can polish hot knife blades, replace them if they are too bent with new ones.





















# Air Tools


- “Water is the enemy, rust is its helper!”
- Air tools should be oiled with “air tool oil.” Oil sparingly but frequently to lessen oil blow out from the exhaust. Less is more.
- Air Compressors should be drained. Larger compressors have a bleed on them, smaller ones valves are located on the bottom. **Remember to relieve the pressure in the compressor before opening that valve!**
- Check over air tool hoses and fittings—buy the better ones!

# Sewing Machines...


- Clean Machines regularly...
- Oil all reservoirs and holes on the machine head. Moving parts underneath and hook.
- Change needles when starting new projects
- Be aware of the sound and movements of your machine.
- Needle screws strip out, bobbins get bent, etc. Have spares on hand just in case.
- Know how to reset your clutch on your machine!































# In Closing...

---

- Save yourself some aggravation later by keeping your tools in good working order!